

## Study Starter Activities (Ages Birth to 5 years old)

# ALL ABOUT ME


### Math Activities (3)

#### 1. Body Measurement

Activity-<https://www.teacherspayteachers.com/Product/Body-Measure-Activity-4693430>




2. Fingerprint patterns-use different colored ink pads for the kiddos to stamp their fingers in and make a pattern on their paper
3. How tall are you? Measure each other with a ribbon or string and then hang it to display and see how tall everyone is



4. Eye Color Graph-Take pictures of everyone's eyes and sort them by color on a graph. Talk about which eye color has more, less, etc.

### Art Activities (3)

1. Self portrait art-let kiddos create their own self-portraits. Provide mirrors so the kiddos can look at their different features.
2. Family Self-Portraits-Have kiddos draw their family members and label them (or you help label them). They can glue a popsicle stick house around their family or draw it.



3. Paper Plate Self Portraits




4. I'm Special Mirror Art



1. 5 Senses Taste Test Free

Printable-<https://www.teacherspayteachers.com/Product/Five-Senses-FREEBIE-Science-Activities-Interactive-and-Engaging-CCSS-1454812>

Provide, or have families provide, the different items in the picture. Let the kiddos taste test each item and mark if they liked it or not.




2. Make a Pancake Face Snack-Pancakes, oranges, bananas, strawberries, blueberries, chocolate chips. Let the kiddos create their own fun, silly faces with the different fruits!




Reading Activities & Book (4)

1. Book: I Like Myself




Activity: After reading the book, go around and ask the kiddos what they like about themselves.

2. Book: Chrysanthemum



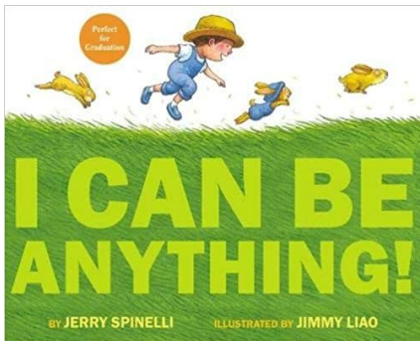
Activity: Make a chart with everyone's names and talk about who has the longest name and the shortest name

3. Book: Same Same, but Different



Activity: Have kiddos draw pictures of their own families and talk about what is similar and different about each family. (How many people, sisters/brothers, pets, etc)

4. Book: I Can Be Anything by Jerry Spinelli



Activity: Go around and talk about what special talents each child has.

#### Science/ Social Science Activity (3)

1. Fingerprint Investigation- Have kiddos put down their fingerprints on paper and use magnifying glasses to see the difference in their prints and their friends

- Smell Bottles-Kiddos can get to know their sense of smell. Put different smells into different bottles (lemon, peppermint, garlic, chocolate, etc). Let kiddos smell each bottle and then make a hypothesis of what they think is in the bottle (write or draw a picture). Then, let them mark if they liked the smell or not. Last, write down what each smell actually was.

<https://www.teacherspayteachers.com/Product/Five-Senses-FREEBIE-Science-Activities-Interactive-and-Engaging-CCSS-1454812>



My name is \_\_\_\_\_

Smell #	My Hypothesis	Did you like the smell?	The smell is ...
1		😊 😞	
2		😊 😞	
3		😊 😞	
4		😊 😞	
5		😊 😞	
6		😊 😞	

- Emotion

Chart-<https://www.teacherspayteachers.com/Product/FREE-Printable-How-Do-You-Feel-Emotions-Chart-3319939>


Each day during the study (morning meeting) have children place their name clip on the emotion they are feeling at that moment and talk about why. Or, have children point to the emotion they are feeling.



### Game/Fun Activity (3)

#### 1. All About Me

Page-<https://preschoolinspirations.com/printable-all-about-me-poster-for-a-preschool-the-me/>



#### 2. Emotion Play dough mats



#### 3. Five Senses Puppets Free

download-<https://www.simpleeverydaymom.com/5-senses-for-kids-puppets/>



Print a set for each child. Let them cut out and color each puppet and attach to a stick. You can play 5 senses games such as saying, "which sense would I use for food" and all the children would hold up the correct sense or senses.

### Outdoor Activity (3)

1. Moving My Body Gross Motor

Game-<https://lifeovercs.com/moving-body-gross-motor-game/>



2. Kick the Cup-<https://www.howweelearn.com/alphabet-activities-for-preschoolers/>



3. FootPrint hop-Trace kiddos feet with chalk going in different directions and have them hop on top of the footprints.



\*Other Ideas

1. Who lives in your house graph
  - a. Create a large house on your study board. Make a key that provides a color for each family member (ex: blue=dad, Red=mom, Pink=sister, Yellow=me, etc). Then provide each child a slip of white paper and different colored squares. Have them glue the colors of family members who live with them on their paper and write their names on the paper, or let them write their names. Then, display each child's paper on the house study board to see all the different kinds of families!
2. Make name puzzles for each student for a literacy activity. Let them piece together the correct letters in their names.