

Study Starter Activities (Ages Birth to 5 years old)
Holidays

Math Activities (3)



Make Numbers To 12

1.

Cookie counting placemats.

Print out placemats from link. Then add cookie cutters of all shapes and playdoh. Have the child add the correct amount of cookies to the tray. You also can add spatulas and real pans instead of the printable.

https://www.123homeschool4me.com/free-cookie-tray-counting-mats_74/



COUNTING ON *Christmas* LIGHTS



2. Christmas light math. Add paper cut out lights and clothes pins. Have the kids add on the paper light bulbs in the correct order onto the lights hanging.



Hanukkah Counting Mats Numbers 1 to 8




3.

Add small candles to this adorable printables.

<https://i.pinimg.com/originals/4b/10/3f/4b103f72707f4e03122470ce2735e8b6.jpg>

Activities (3)

Kwanzaa Candles Song



(To the tune of "Mary Had A Little Lamb")
Kinara candles are RED, BLACK, and GREEN
RED, BLACK, and GREEN
RED, BLACK, and GREEN
Kinara candles are RED, BLACK, and GREEN
The brightest I've ever seen!

Copyright © 2011 Curricium Cells

1.





SNOWMAN Sticky Wall

a fun toddler activity



3.

Draw a snowman on the smooth side of the contact paper and hang it on the wall with the sticky side out.

Have the children touch the contact paper with a cotton ball and fill in the snowman,.
You can add buttons, scarves, eyes and even sticks to the sticky side.

Cooking Activity (2)



1. graham cracker ginger bread houses building and decorating.



How to Make Potato Latkes



You could make these on a griddle in your classroom and test them with apple sauce.

<https://www.myjewishlearning.com/the-nosher/how-to-make-perfect-latkes-for-hanukkah/>

Reading Activities & Book (4)




Sledding ABC

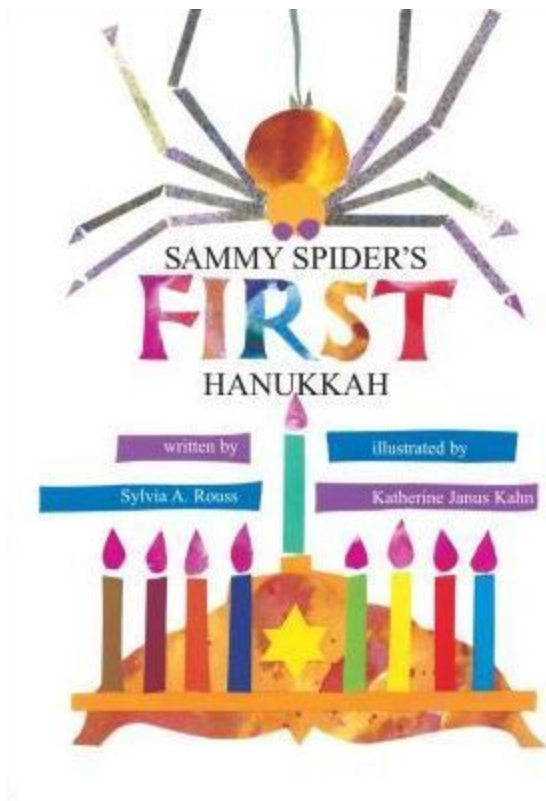
Letter Match




1. Letter sledding! Build a sled with popsicle sticks and a magnet right in the middle. Have the kids sled to find the right letter at the top of a hill and sled down the hill to match the letters.



2. The twelve days of christmas. After reading and singing the song have the kids make their own books of what they have on each day.



- 3.



4.

Science/ Social Science Activity (3)

1. Discuss different traditions the children do at home around the holidays and add pictures to your study board after asking the parents to bring in some pictures. You also could a show and share and have the kids bring in an item to show everyone in the class something that represents their family traditions.



Hot Chocolate *science experiment*



2.

Hot chocolate science experiment. What taste better, milk or water. Do you like marshmallows or whipped cream graph and chart it.

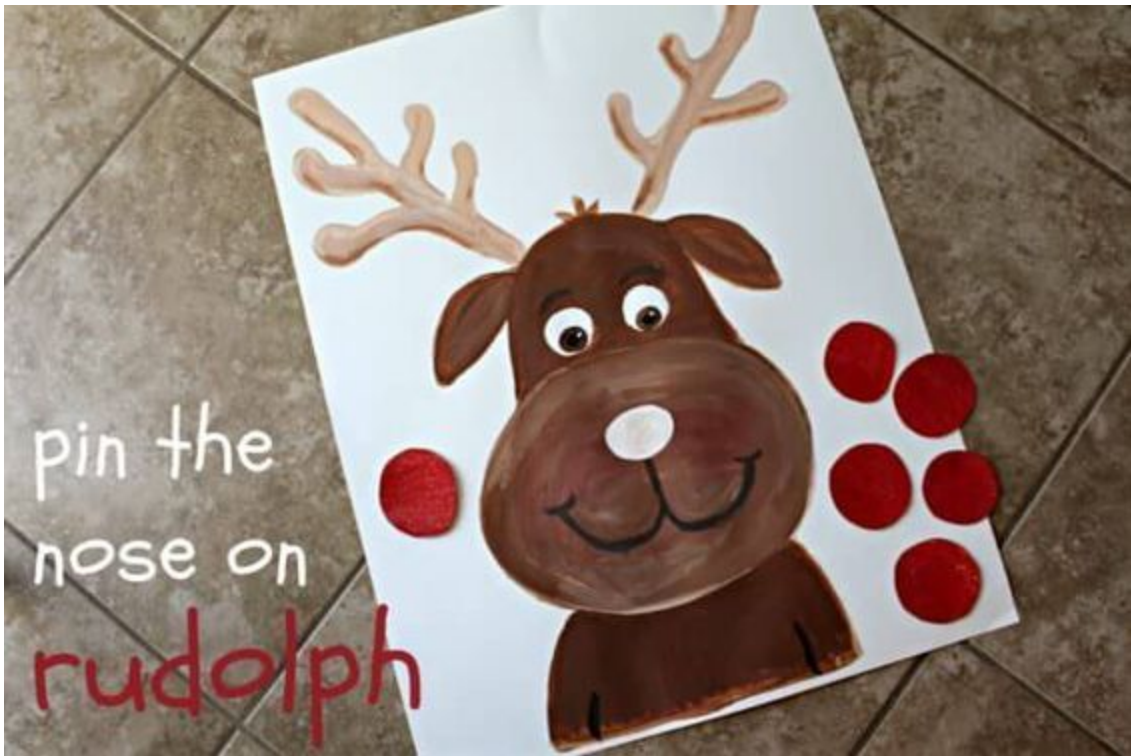
3.

Holiday Science: SINK OR FLOAT



Game/Fun Activity (3)

1.



Pin the nose on the raindeer.

Unwrap the Gift Holiday Party Relay Race



2. unwrap the gift races. You also can wrap a different book and surprise the kids each day with your read aloud.



Hanukkah Dreidel Game

The Dreidel game is a traditional game that is played after lighting the menorah. It's a fun way to celebrate the holiday and create fun memories.

HOW TO PLAY THE GAME

Supplies needed: Dreidel (template on the next page), coins/pennies/candies as tokens.

1. All players get an equal amount of pennies or candies or tokens.
2. All players put one token in a pot in the center.
3. Players take turns spinning the dreidel.
4. The player acts according to the letter which is facing up when the dreidel stops spinning.



(Nun) means Nothing, play passes to next player.



(Gimel) means All, the player takes all the tokens in the pot.



(Heh) means Half, the player takes half of the tokens from the pot.



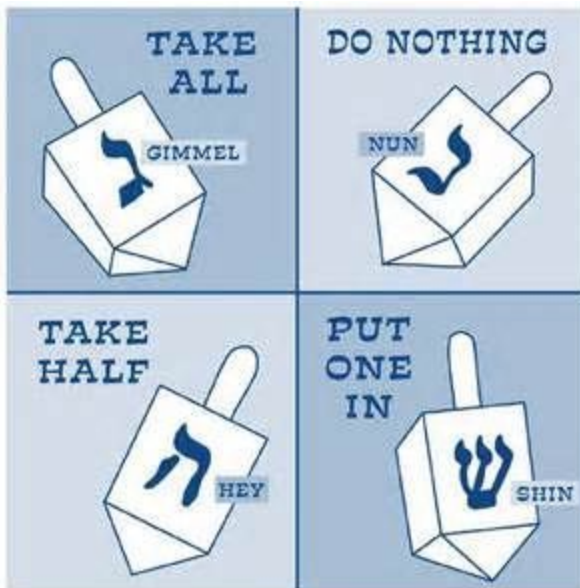
(Shin) means Put, the player puts all of his tokens into the pot.

Play can go either for a set amount of time or until one player has won all of the coins.

Copyright © 2011 by Education.com

More worksheets at www.education.com/worksheets

3. Dreidel



Outdoor Activity (3)

1. Adding hats, scarves, sticks and rocks to build a snowman together.
- 2.



DON'T RING THE BELLS!
Obstacle Course

hang bells along the obstacle course and have the kids try to not ring the bells when going through.