


Study Starter Activities (Ages Birth to 5 years old)

Transportation

Ms. Samantha bought printed and laminated a ton of transportation activities from teachers pay teachers to use also.

Math Activities (3)



1. Transportation tanagram mats to add to your toys and game area.




2. Printing out road shapes and added cars to drive on. You can also have the kids count the roads as they go along the shape. "Triangle map has 3 roads"



Car Parking Lot

Preschool Math Grid Game



3.

Add stickers with numbers on the cars, and number your parking spots, Have the kids drive the cars into their correct parking spot

Activities (3)



1. sensory car wash in the water table, adding in tooth brushes and cars, Samantha also has a toy car wash building you can use as well. To change this activity you could bring the cars outside and get them muddy first and then everyone can wash their own car.
- 2.
- 3.

Cooking Activity (2)

- 1.
- 2.

Reading Activities & Book (4)



1.

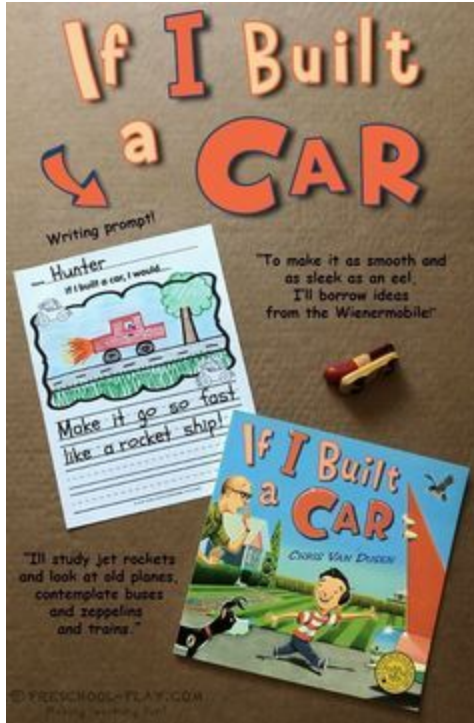
Name

trains. You can put the letters on the trains and have the kids put it together in the correct order or you can have them count the letters in their name, build the train and then they can try and write in the letters themselves.



2.

Race to the letter. Kind of like letter swat but having to drive their car to the letters. The teacher writes the letters on the table or on stickers, big paper or even outside with chalk outside in a random order. Call out a letter and the children need to race the car to the correct letter.



3. If i built a car book. With drawing and designing your own cars.



4. Making your own drivers license would be super cute. You could laminate them and then make wallets for them to go into with construction paper.

Science/ Social Science Activity (3)

AUTO SHOP Cars on Lifts



1.

Adding a mechanic shop to your dramatic play center. They are add ons in the basement, a gas pump and the fake inside of a car to play with.



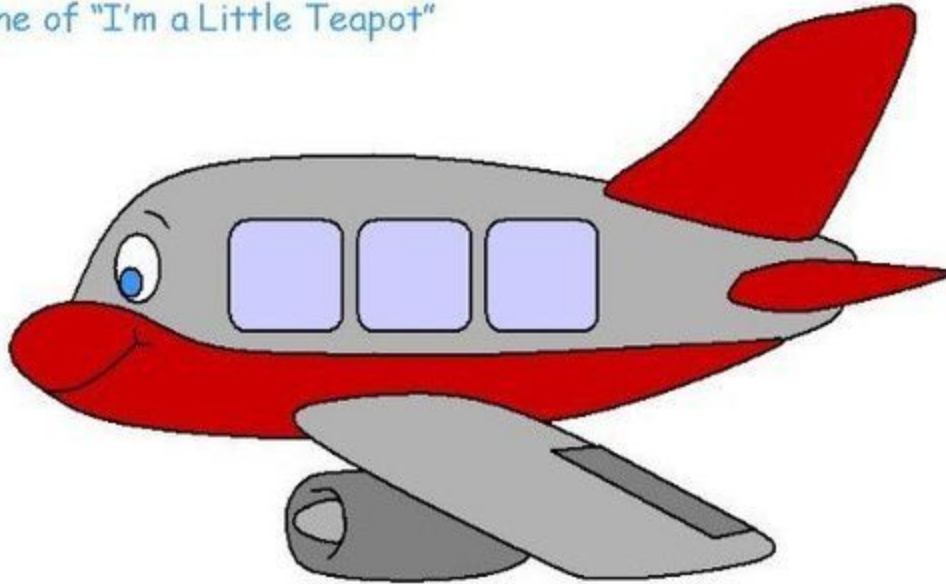
2. Exploring Ramps, Add different textures. Angles and supports to test what works best and why?
3. Sink or float in the water table. Discuss how do boats float and test different reasons why. You also can build your own boats and test them in the water table as well.

Game/Fun Activity (3)

1.

I'm a Little Airplane

tune of "I'm a Little Teapot"



I'm a little airplane, way up high,

Hold hand up to forehead to shade eyes looking into the sky
and point with other hand

With my great big silver wings, watch me fly!

Hold arms out like wings and tilt them side to side

When the pilot tells me, I'll come down,

Hold hands over both ears like you're holding the radio
headphones (earmuffs) pilots wear

Swooping and gliding, to the ground.

Hold arms out like wings and spin in a circle, then kneel on the
ground

Im a little airplane song

2.



Painting with trucks, cars any type of transportation.

3. Taking a field trip to the peppermint stick bus. Sing the wheels on the bus song and investigate the bus and how it works.

Outdoor Activity (3)

1. Red Light Green light outside. You can even cut out a red circle and a green circle and have the kids recognize the colors.
2. Airplane runway game. Draw a runway or set up one in your room or on the playground, call out different types of movements like, running, jumping, galloping. Ect. and the kids pretend to be airplanes going down the runway in those movements.